

Windows 2003 Server with IIS

The logo for PosterJet 7, featuring the text "PosterJet" in orange and "7" in a larger, bold orange font, set against a background of a horizontal bar with a gradient of grey and white segments.

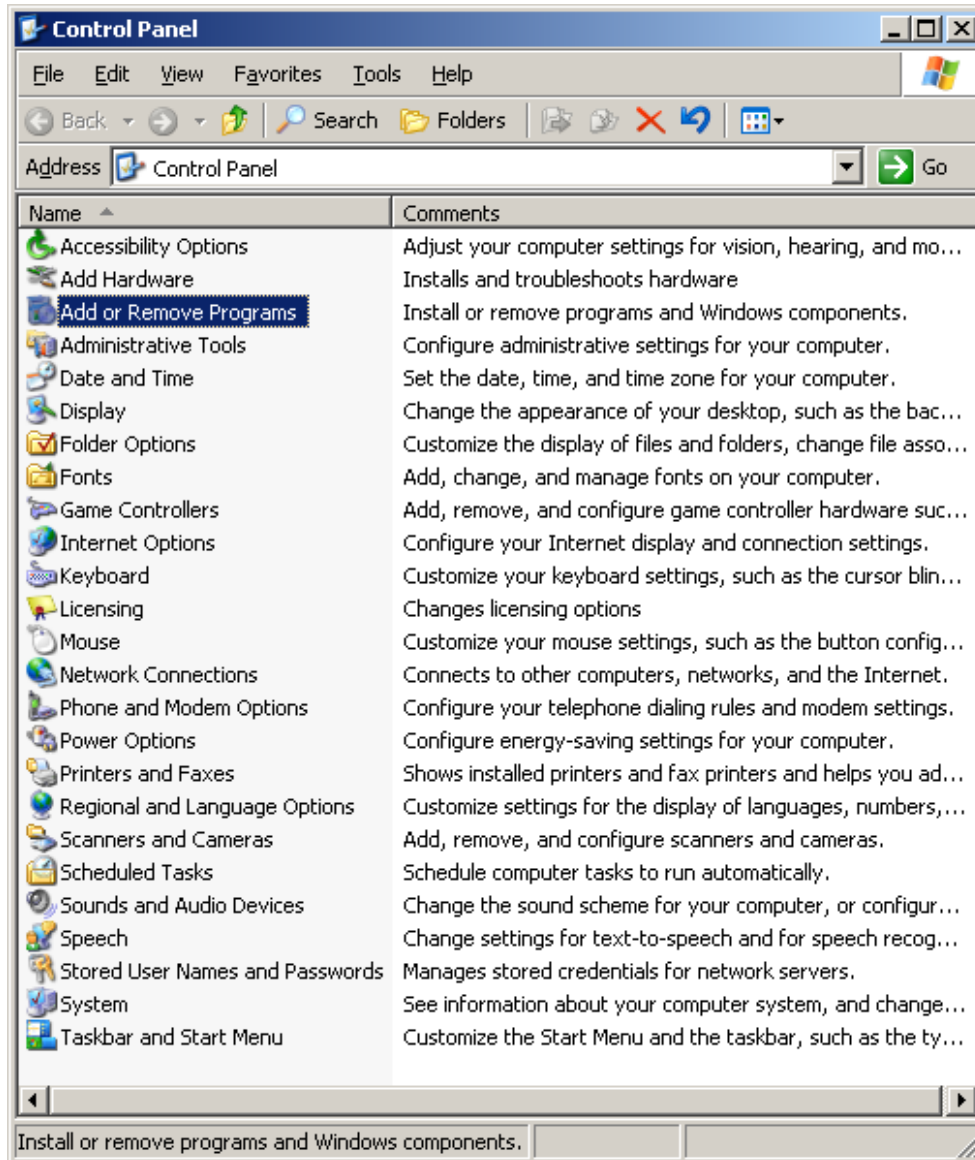
Windows 2003 Server with IIS

PosterJet 7 even works under Microsoft Windows 2003 Server. Normally the the Internet Information Server (IIS) is not installed. The PosterJet 7 setup will then install the PosterJet 7 server based on the PosterJet Server-Hosting. If the PosterJet 7 Server based on the IIS should be installed, please follow the instructions below.

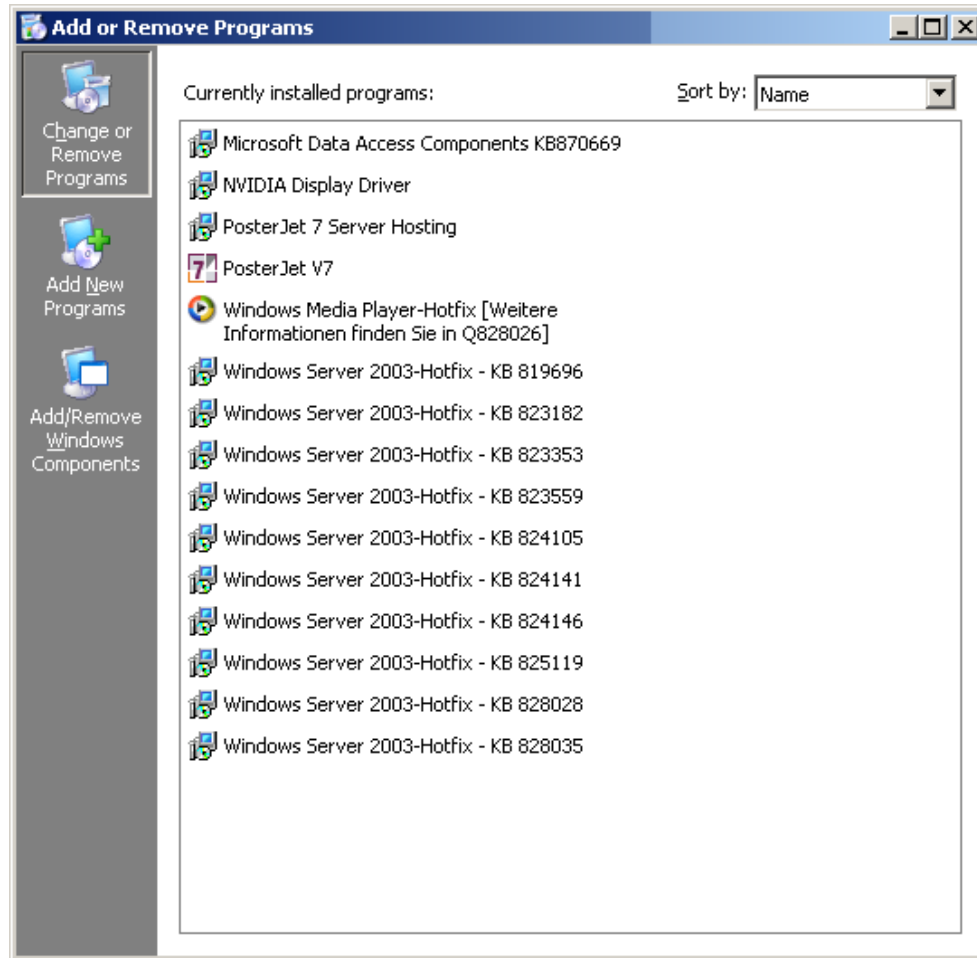
Installing the IIS

Please make shure, that during the installation of the IIS, the ASP.NET is installed too. Otherwise a proper installation of PosterJet 7 Server based on the IIS is not possible. For a proper installation please follow the instructions below:

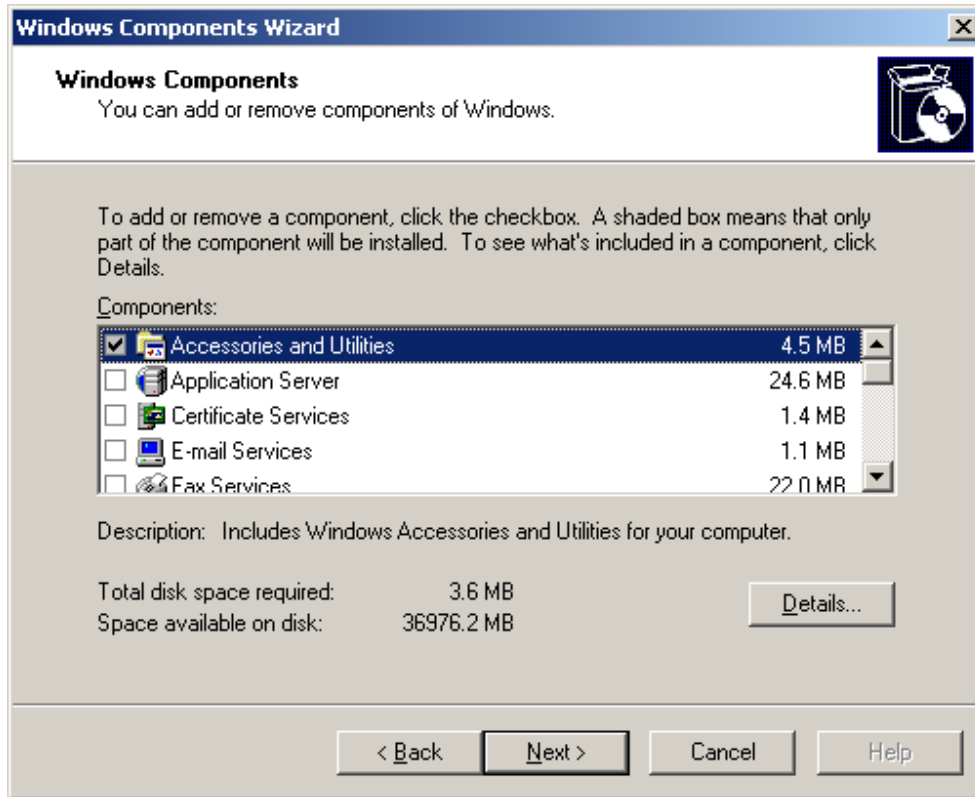
Open the Windows control panel (Start > Settings > Control panel)



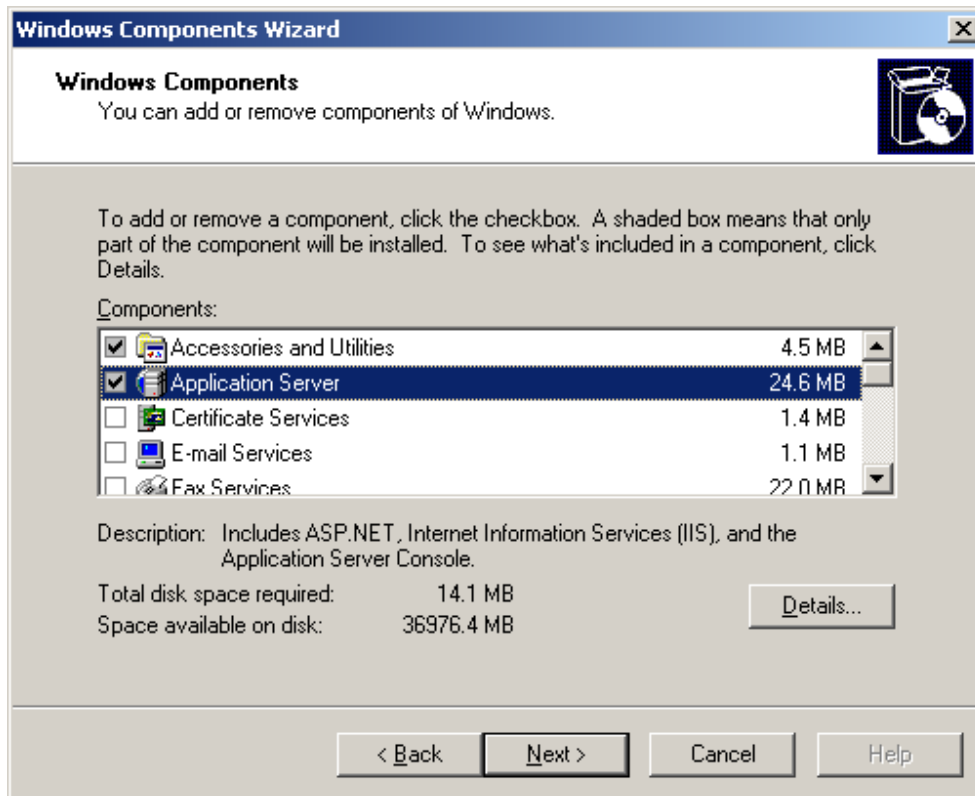
From the control panel choose "Add/remove programs"



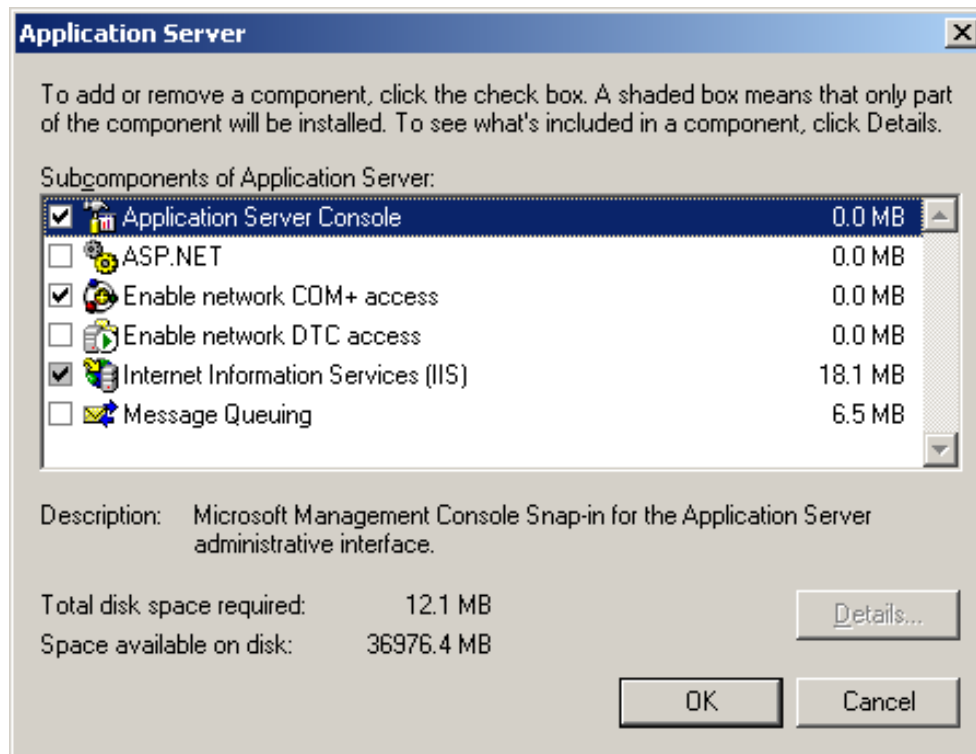
Choose "Add/delete Windows-Components"



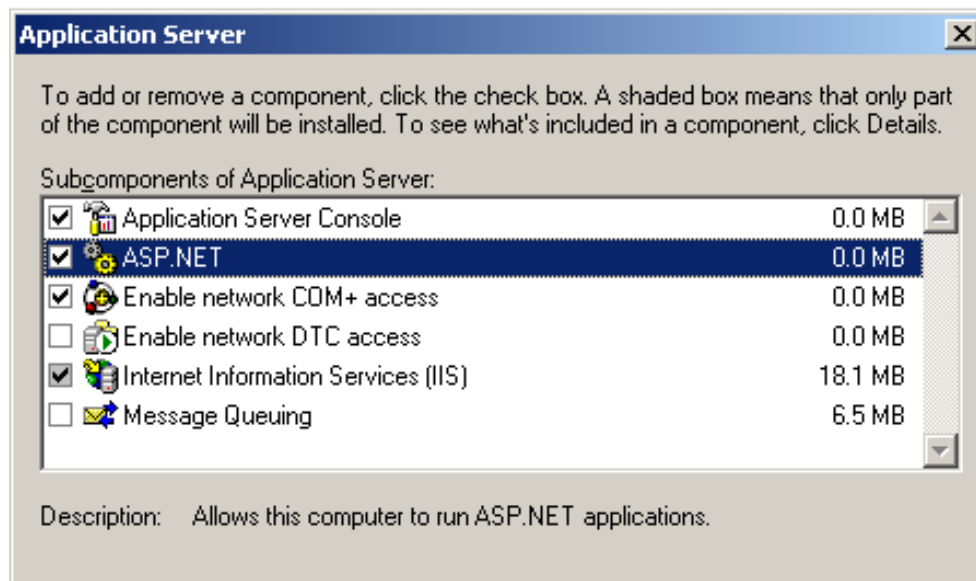
In this window activate the checkbox "Applicationserver"



Click on "Details..."



In this window activate the checkbox "ASP.NET". The IIS is automatically also chosen by choosing the ASP.NET.

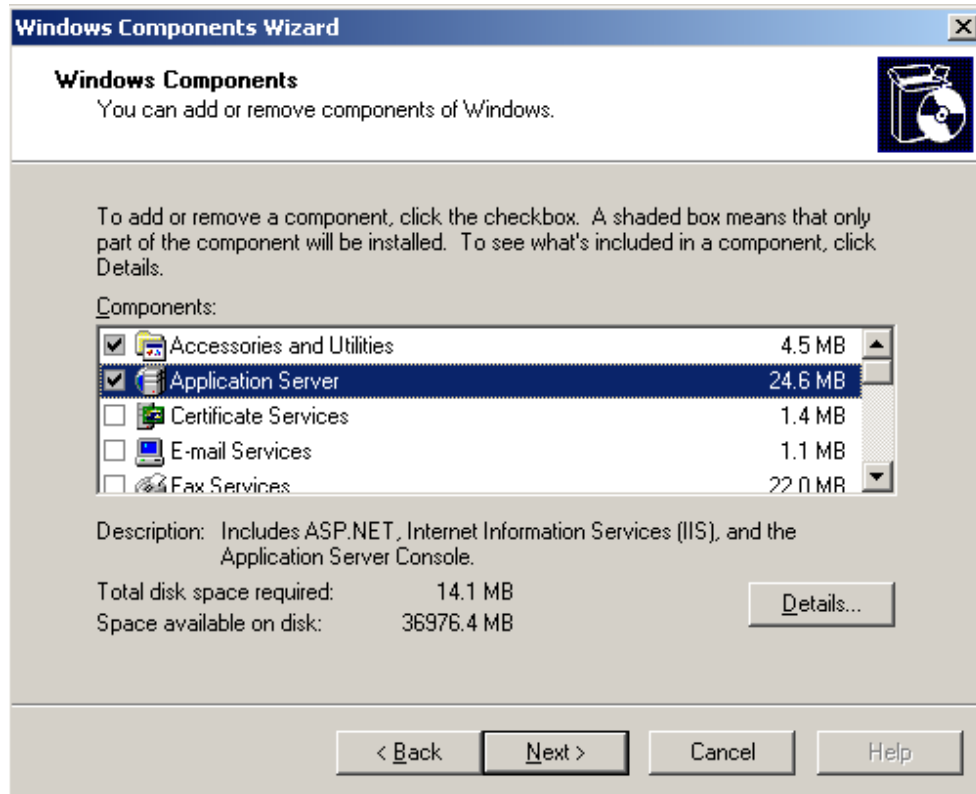


Important

Just choosing the option IIS and not activating the option ASP.NET will not result in a proper

installation of the PosterJet 7 server based on the IIS. It is obligatory to choose the option "ASP.NET".

Click on the "OK"-button, the Windows-components window appears again.



Click on the "Next"-button. The installation wizard will ask for the Windows Server 2003 installation CD.

The IIS and ASP.NET will now be installed. After a successful installation of IIS and ASP.NET, the PosterJet 7 server based on the IIS could be installed.

Service Packs for .NET Framework

During the installation procedure of PosterJet the Microsoft .NET Framework is installed by default. The Service Packs necessary to run PosterJet are only available via automatic Windows update.

If don't want to use the automatic update feature or disabled this functionality, you must download the required Service Packs manually from the Microsoft internet site. [Link to search for Service Packs for .NET Framework](#). You should search for "Microsoft .NET Framework 1.1 Service Pack 1 for Windows Server 2003".

Search Results - Microsoft Internet Explorer

Adresse <http://search.microsoft.com/search/res.its.aspx?z=wb&na=866Viewers-us&q=KB867460>

Microsoft
Search Microsoft.com

Advanced Search | Search Preferences | Search Help

KB867460

Results 1 - 8 for: **KB867460**

All Results
View results in another search category by clicking a link in the right column...

You receive a "Microsoft .NET Framework 1.1 Service Pack 1 (KB867460) cannot be installed." error message when you install the .NET Framework 1.1 Service Pack 1
Describes a problem that occurs when you install the .NET Framework 1.1 Service Pack 1. You receive a "Microsoft .NET Framework 1.1 Service Pack 1 (KB867460) cannot be installed." error message.
<http://support.microsoft.com/default.aspx?zid=kb&en-us:889109>

FIX: The SHORTFILENAME switch is not passed to the Service Pack 1 installation when you create a product layout for administrative deployment in the .NET Framework 1.1
Discusses a fix for a problem where the SHORTFILENAME switch is not passed to the Service Pack 1 installation. This problem occurs during creation of a product layout for administrative deployment in the .NET Framework 1.1.
<http://support.microsoft.com/default.aspx?zid=kb&en-us:889116>

Download details: .NET Framework 1.1 Service Pack 1
Download the latest .NET Framework 1.1 Service Pack from Microsoft.
<http://www.microsoft.com/downloads/details.aspx?FamilyID=a8f5654f-088e-40b2-bbdb-a83303618b38&displaylang=en>

Download details: .NET Framework 1.1 Service Pack 1 for Windows Server 2003
Download the latest .NET Framework 1.1 Service Pack from Microsoft.
<http://www.microsoft.com/downloads/details.aspx?FamilyID=a874de97-2db7-4064-8623-a1030563df23&displaylang=en>

"The data is invalid" error message when you try to apply a hotfix or a security update in Windows Server 2003
Describes an issue that occurs when your computer has a corrupted catalog file. In this scenario, you receive a "data is invalid" error message. Resolution is provided.
<http://support.microsoft.com/default.aspx?zid=kb&en-us:880107>

September 2004 Security Update for JPLG Processing (GDI+)
This security update addresses newly discovered issues in technology that processes the JPEG image format, including some versions of Windows, Office, imaging software, and developer tools. The ActiveX control on this page (the GDI+ Detection Tool) scans your computer for affected imaging software.
http://www.microsoft.com/security/bulletin/200409_jplg.mspx

List of bugs that are fixed in the .NET Framework 1.1 Service Pack 1 (SP1)
Lists the bugs that are fixed in the .NET Framework 1.1 Service Pack 1 (SP1).
<http://support.microsoft.com/default.aspx?zid=kb&en-us:867460>

Microsoft Security Bulletin MS04-028: Buffer Overrun in JPEG Processing (GDI+) Could Allow Code Execution (833987)
Customers should apply the update immediately. Bulletin is rated critical.
<http://www.microsoft.com/technet/security/bulletin/MS04-028.mspx>

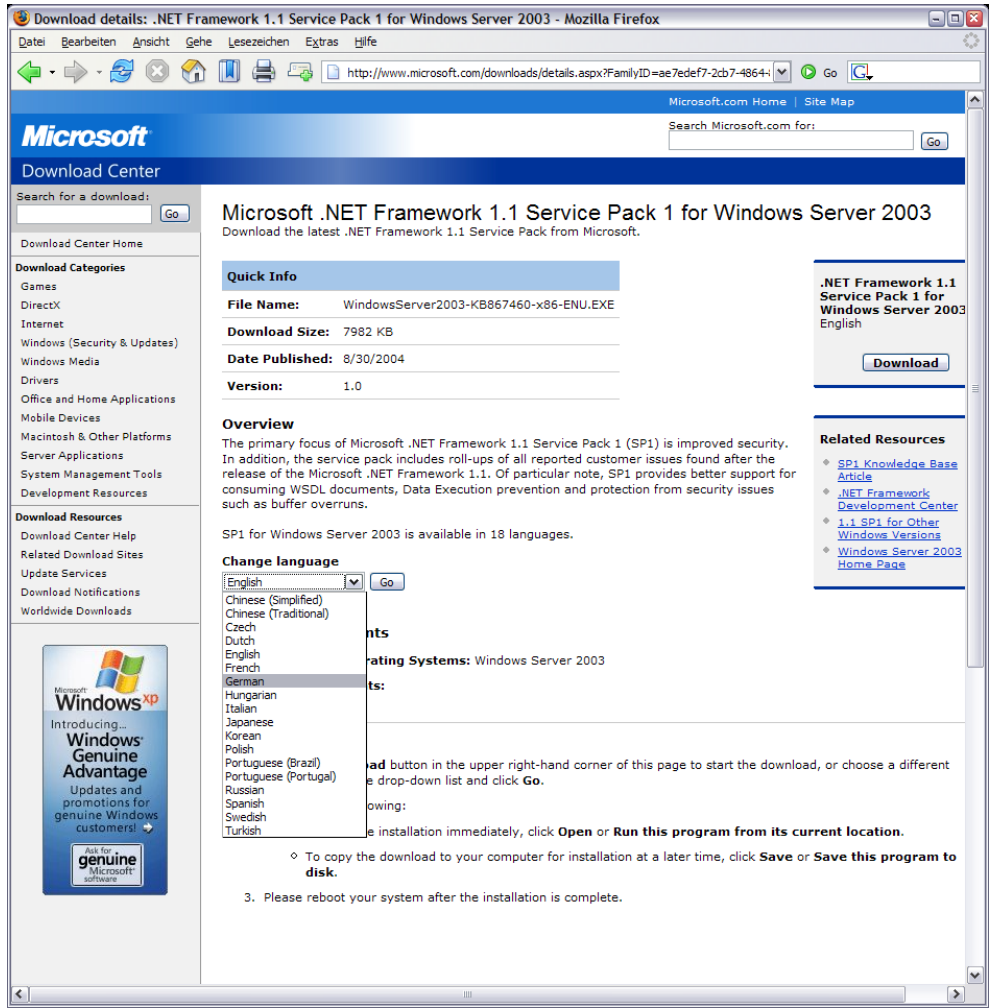
Results 1 - 8 .001 seconds

<http://www.microsoft.com/downloads/details.aspx?FamilyID=a874de97-2db7-4064-8623-a1030563df23&displaylang=en>

Show Me:
All Results
Downloads
Product Information
Support & Troubleshooting
Technical Resources
Training & Books
Partner & Business Resources
Communities & Newsrooms
Microsoft News & Corporate Information

MSDN Events
It's always better free.
Learn More

Please note that the Service Packs for .NET Framework are localized. For an english Windows Server 2003 the required file is: "WindowsServer2003-KB867460-x86-ENU.EXE".



After installing the Service Pack, restart the "Autostart.exe" application from the PosterJet installation CD.